

LET IT FLOW

quicker, cooler, faster...



flosense® 4.0


DIGITAL FLOW MONITOR

flosense® 4.0

MANIFOLD



Complete unit with Pressure sensor installed on main inlet / return.



Connect up to 4 manifolds to the touch screen in order to monitor up to 48 separate cooling circuits.

Use the alarm limits (and output) on flow and temperature to control the process stability and part quality.



Upgrade your molding machine with new digital flow manifold and improve your productivity.

Replacing traditional analogue manual flow regulators with new digital flow manifold will give you many advantages such as:

- Digital monitoring of Flow, Temperature and Pressure
- Alarm Output
- Higher flow capacity
- Higher temperature range
- Data storage and export
- Faster Mold changeovers
- OPC-UA / Euromap interface /

Touch Screen with 4 manifold inputs. With magnetic bracket for easy installation. Equipped with power, alarm, USB and Ethernet connections.



The main screen will show all circuits with information about flow and temperature. The main inlet and outlet will also show including pressure.



Data is stored in the internal memory and can be displayed in graphical view for each circuit. Data can also be exported for external use.



By clicking on a specific circuit you will see detailed information, including delta T (heat transfer) of the specific channel. Also, turbulent flow indicator is included.

DATE TIME	USER	EVENT TYPE	MESSAGE	STATUS	ALARM
2023/07/18 15:17:00	NA	Change Setting / Low Temperature Alarm Settings	15.000	OK	
2023/07/18 16:11:40	CB	Change Setting / Low Temperature Alarm Settings	05.000	FAIL	
2023/07/18 08:34:20	PA	Change Setting / Low Temperature Alarm Settings	05.000	DEFAULT	
2023/07/18 08:34:20	PA	Change Setting / Low Temperature Alarm Settings	05.000	FAIL	
2023/07/18 08:22:11	NA	Change Setting / Low Temperature Alarm Settings	15.000	OK	
2023/07/18 01:42:40	PA	Change Setting / Low Temperature Alarm Settings	05.000	FAIL	
2023/07/18 16:11:57	CB	Change Setting / Low Temperature Alarm Settings	05.000	OK	


The system is equipped with Audit Log to keep track of all events including user ID tracer.

PART NO.	Size	Manifold inputs	Power Connection	Alarm Output	Interface
FS-7100	7,1"	4	12V	Yes	OPC-UA

CONSTRUCTION

Material:

Flow modules: DZR Brass / nickel plated /
Cover: stainless steel

PART NO.	Flow sensor range option (gpm)			Ports	Length	Width	Height	
	0.13-2.6	0.27-5,2	0.53-10,4					
F4M4-x-xx	•	•	•	4	8.2/3"	6.10"	2.83"	248°F
F4M4HT-x-xx	•	•	•	4	8.2/3"	6.10"	2.83"	320°F
F4M6-x-xx	•	•	•	6	11.1/3"	6.10"	2.83"	248°F
F4M6HT-x-xx	•	•	•	6	11.1/3"	6.10"	2.83"	320°F
F4M8-x-xx	•	•	•	8	13.94"	6.10"	2.83"	248°F
F4M8HT-x-xx	•	•	•	8	13.94"	6.10"	2.83"	320°F
F4M10-x-xx	•	•	•	10	16.57"	6.10"	2.83"	248°F
F4M10HT-x-xx	•	•	•	10	16.57"	6.10"	2.83"	320°F
F4M12-x-xx	•	•	•	12	19.1/5"	6.10"	2.83"	248°F
F4M12HT-x-xx	•	•	•	12	19.1/5"	6.10"	2.83"	320°F

Ordering Example: Part No. + Flow sensor range (F4M4-1-20)

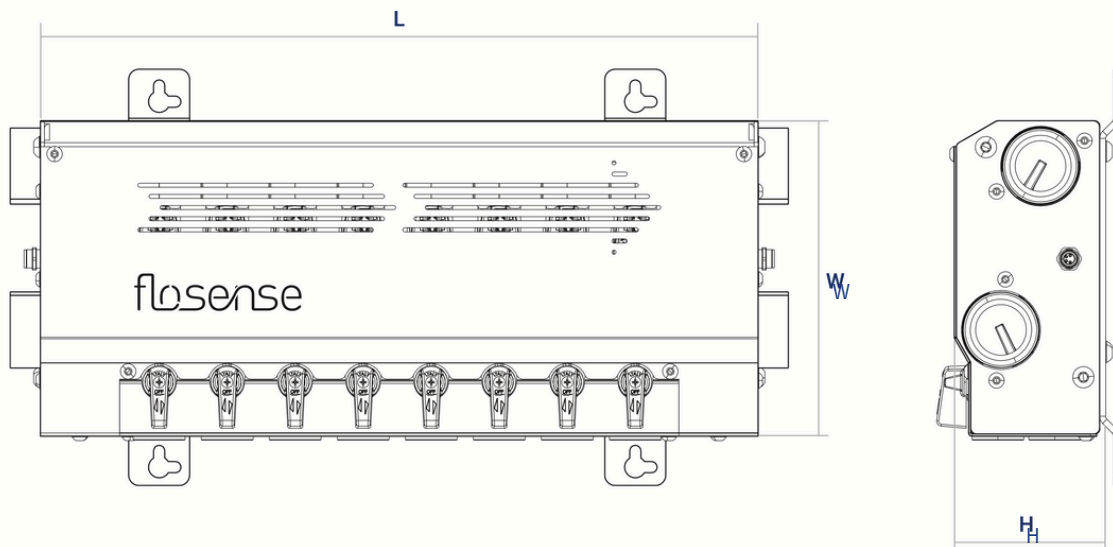
HT = High Temperature.

Complete unit with Pressure sensor installed on main inlet / return. Connect up to 4 manifolds to the touch screen in order to monitor up to 48 separate cooling circuits.


Use the alarm limits (and output) on flow and temperature to control the process stability and part quality.

Material:

Flow modules: DZR Brass / nickel plated / Cover: stainless steel.



- 01 / Dual Port Ball Valve
- 02 / Top Cover
- 03 / Individual Flow Module
- 04 / Front Cover
- 05 / Flow Circuit



- 06 / Return Circuit
- 07 / Base Frame
- 08 / Cable
- 09 / Flow / Temperature Sensor
- 10 / End Module
- 11 / Pressure / Temperature Sensor
- 12 / End Plate

flosense® 4.0



SYNC

VNC CONNECT

With the inbuilt **VNC Server** it is possible to mirror the Flosense software onto the molding machine controller (or any other ancillary equipment with VNC Client capability). For maximum flexibility the Flosense display can be mounted at the rear of the molding machine, close to the manifolds, for ease of setup.

VNC Connect is a very simple integration eliminating the need for specialist software development and allowing the user to always have the very latest in flow monitoring software. With the Flosense software operational from the machine controller this keeps the number of screens on the front of the machine to a minimum.



ACCESSORIES

Manifold / Extension cable

PART NO.	Connection	Length (ft)
FS-3P-EC1000	M8/M8/3P	3.28
FS-3P-EC2000	M8/M8/3P	6.56
FS-3P-EC5000	M8/M8/3P	16.40
FS-3P-EC10000	M8/M8/3P	32.80




Blanking Plug

PART NO.	Connection	Seal
SSEC1	1" BSPP	FKM



Port Connector Plugs

PART NO.	Connection	Size/Series
09NRF	R 1/2"	09 EURO Style
13NRF	R 1/2"	13 EURO Style
20NRF	R 1/2"	20 Int. Style
30NRF	R 1/2"	30 Int. Style
08NRF	R 1/2"	French Type Style
F9NRF	R 1/2"	French Matic Style
06NRF	R 1/2"	06 Scandinavian Style
10MF	R 1/2"	10 mm Hosetail
13MF	R 1/2"	13 mm Hosetail
25MF	R 1"	25 mm Hosetail
38MF	R 1"	38 mm Hosetail



SPECIFICATION

MATERIALS	
Modules	Nickel Plated DZR Brass (Corrosion resistant)
Main Feed	R1"
Circuits	R1/2"
Cover	Stainless Steel
DISPLAY	
Type	Touch
Size	7,1"
Voltage	12-24 Volt.
Data	USB + Ethernet
Communications	OPC UA
Internal memory	Up to 30 days data (FIFO)



FLOW	Standard Sensor	HT Sensor
Measuring range	0,13-2,6 gpm	0,13-2,6 gpm
	0,27-5,2 gpm	0,27-5,2 gpm
	0,53-10,4 gpm	0,53-10,4 gpm
Accuracy	(± 1 σ) in water, ± 1% FS	(± 1 σ) in water, ± 1% FS
TEMPERATURE		
Measuring range	32-248°F	32-320°F
Accuracy	59-194°F ± 0.5 K	59-194°F ± 0.5 K
	32-248°F ± 1 K	32-248°F ± 1 K
		248-320°F ± 2 K
PRESSURE		
Measuring range	0-145 psi ±	
Accuracy	2.5% FS	

